

## Survey on GP services at Mevagissey Surgery: Summary report

### Contents

Question 1: Are you currently registered with this practice?	2
Are you currently registered with this practice?	2
If no, where are you registered?	3
Question 2: Which services do you currently access at Mevagissey Surgery?	3
Which services do you currently access at Mevagissey Surgery?	3
Any other service(s)?	3
Question 3: In terms of your health, would you describe yourself as:	3
In terms of your health, would you describe yourself as:	3
Question 4: How do you get to Mevagissey Surgery for an appointment?	4
How do you get to Mevagissey Surgery for an appointment?	4
Other (please specify):	4
Question 5: How long does it take to get to Mevagissey Surgery?	4
How long does it take to get to Mevagissey Surgery?	4
Question 6: If you drive to Mevagissey Surgery how easy is it to park?	5
If you drive to Mevagissey Surgery how easy is it to park?	5
If parking is difficult or very difficult please tell us more:	5
Question 7: How do you get to Gorran Haven Branch Surgery for an appointment?	5
How do you get to Gorran Haven Branch Surgery for an appointment?	5
Other (please specify):	5
Question 8: How long does it take to get to Gorran Haven Branch Surgery?	6
How long does it take to get to Gorran Haven Branch Surgery?	6
Question 9: If you drive to Gorran Haven Surgery how easy is it to park?	6
If you drive to Gorran Haven Surgery how easy is it to park?	6
If parking is difficult or very difficult please tell us more:	6
Question 10: How likely are you to want an appointment at a GP surgery at the following times?	7
How likely are you to want an appointment at a GP surgery at the following times? - During normal surgery hours Monday to Friday.	
How likely are you to want an appointment at a GP surgery at the following times? - Early morning Monday to Friday.	7
How likely are you to want an appointment at a GP surgery at the following times? - Evenings Monday to Friday.	8
How likely are you to want an appointment at a GP surgery at the following times? - Saturday.	8
How likely are you to want an appointment at a GP surgery at the following times? - Sunday.	9
Question 11: Not all patients need, or want to be seen by their GP in person. How likely would you be able to make use of each of 9 the following options if they were available?	
How likely would you be able to make use of each of the following options if they were available? - Telephone appointment with a GP.	9
How likely would you be able to make use of each of the following options if they were available? - Telephone appointment with a nurse.	10
How likely would you be able to make use of each of the following options if they were available? - More appointments with a practice nurse or with a nurse practitioner (whose skills mean they can see and treat patients independently).	10
How likely would you be able to make use of each of the following options if they were available? - Skype (internet phone/video) consultation with a GP or Nurse.	11
How likely would you be able to make use of each of the following options if they were available? - Appointment with a Pharmacist.	11
How likely would you be able to make use of each of the following options if they were available? - Appointment with another health professional, such as a health visitor.	12
How likely would you be able to make use of each of the following options if they were available? - Email consultation with GP or Nurse.	12
How likely would you be able to make use of each of the following options if they were available? - Other (please specify below).	13
Other:	13
Question 12: If you or a member of your family has complex or long-term health problems, what would help improve care?	13

If you or a member of your family has complex or long-term health problems, what would help improve care? - Being able to see a GP and team with a special interest in my condition.	13
If you or a member of your family has complex or long-term health problems, what would help improve care? - Having regular reviews.	14
If you or a member of your family has complex or long-term health problems, what would help improve care? - Being able to get a quick appointment with my GP/Team when I know my health is deteriorating.	14
If you or a member of your family has complex or long-term health problems, what would help improve care? - Seeing the same members of the GP team such as nurses.	15
If you or a member of your family has complex or long-term health problems, what would help improve care? - Having a written plan about my and my treatment.	15
If you or a member of your family has complex or long-term health problems, what would help improve care? - Having better links with my consultant/the team at the hospital.	16
If you or a member of your family has complex or long-term health problems, what would help improve care? - Having better links with the team providing community healthcare.	16
If you or a member of your family has complex or long-term health problems, what would help improve care? - Having better links with social services.	17
If you or a member of your family has complex or long-term health problems, what would help improve care?	17
<b>Question 13: Looking to the future, what health services that are not currently available do you think should be provided locally?</b>	<b>18</b>
Looking to the future, what health services that are not currently available do you think should be provided locally?	18
Other (please specify):	18
<b>Question 14: Have you any other comments about Mevagissey Surgery or Gorran Haven Surgery?</b>	<b>18</b>
Have you any other comments about Mevagissey Surgery or Gorran Haven Surgery?	18
<b>Question 15: Have you any other comments about the current or potential future services?</b>	<b>18</b>
Have you any other comments about the current or potential future services?	18
<b>Question 16: Which age group do you belong to?</b>	<b>19</b>
Which age group do you belong to?	19
<b>Question 17: What is your gender?</b>	<b>19</b>
What is your gender?	19
<b>Question 18: Is your gender different to the one you were assigned at birth?</b>	<b>20</b>
Is your gender different to the one you were assigned at birth?	20
<b>Question 19: Marital status</b>	<b>20</b>
Marital status	20
<b>Question 20: Do you have a religion or belief?</b>	<b>21</b>
Do you have a religion or belief?	21
If you selected 'Other', please specify.	21
<b>Question 21: Which ethnic group do you belong to?</b>	<b>22</b>
Which ethnic group do you belong to?	22
If you selected 'Other', please specify.	22
<b>Question 22: Have you any children?</b>	<b>22</b>
If so, how many and what are their ages?	22
<b>Question 23: Do you consider yourself to be the main carer of someone who needs your help because of their old age or disability?</b>	<b>22</b>
Do you consider yourself to be the main carer of someone who needs your help because of their old age or disability?	22
<b>Question 24: Do you consider yourself to have a disability?</b>	<b>23</b>
Do you consider yourself to have a disability?	23
If you selected 'Other', please specify.	23

**Question 1: Are you currently registered with this practice?**

*Are you currently registered with this practice?*



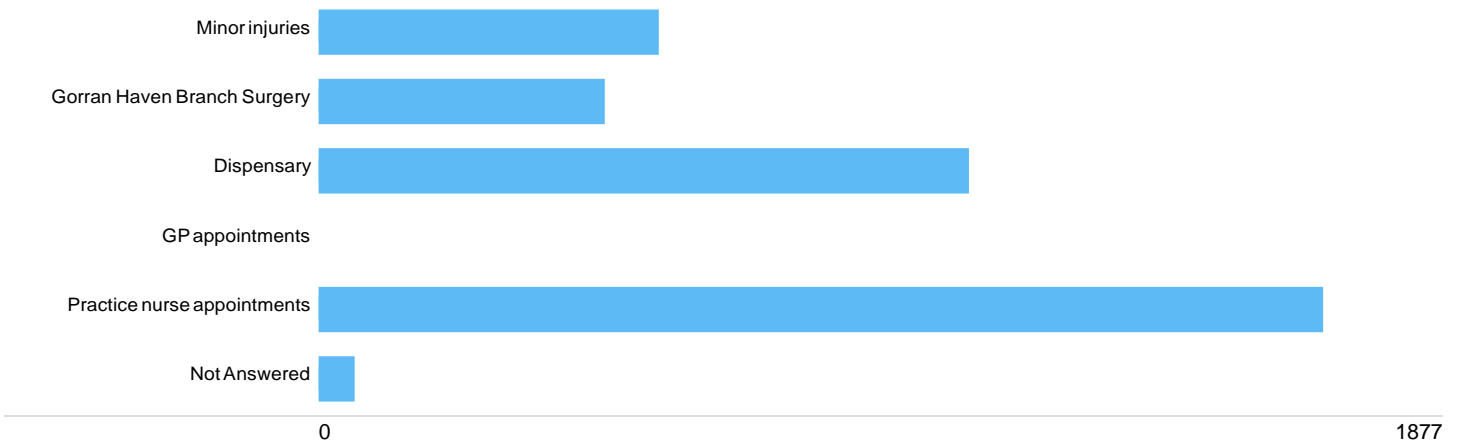
Yes	1901	95.58%
No	80	4.02%
Not Answered	8	0.40%

***If no, where are you registered?***

There were **81** responses to this part of the question.

**Question 2: Which services do you currently access at Mevagissey Surgery?**

***Which services do you currently access at Mevagissey Surgery?***



Option	Total	Percent
Minor injuries	565	28.41%
Gorran Haven Branch Surgery	475	23.88%
Dispensary	1083	54.45%
GP appointments	1877	94.37%
Practice nurse appointments	1674	84.16%
Not Answered	58	2.92%

***Any other service(s)?***

There were **148** responses to this part of the question.

**Question 3: In terms of your health, would you describe yourself as:**


***In terms of your health, would you describe yourself as:***



Generally healthy	556	27.95%
Needing occasional appointments	904	45.45%
Someone with complex needs or a long-term illness, requiring continuity of care/to be treated by the same team	510	25.64%
Not Answered	19	0.96%

## Question 4: How do you get to Mevagissey Surgery for an appointment?

*How do you get to Mevagissey Surgery for an appointment?*



Option	Total	Percent
Walk	776	39.01%
Public transport	62	3.12%
Car	1069	53.75%
Not Answered	82	4.12%

### *Other (please specify):*

There were 135 responses to this part of the question.

## Question 5: How long does it take to get to Mevagissey Surgery?

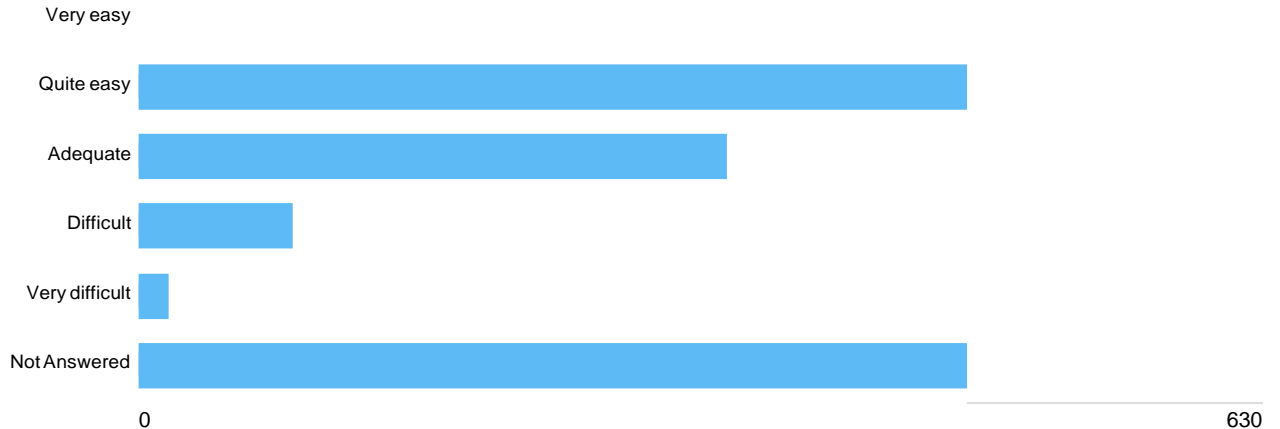
*How long does it take to get to Mevagissey Surgery?*



Less than 10 minutes	1009	50.73%
Between 10 and 30 minutes	902	45.35%
Over 30 minutes	42	2.11%
Not Answered	36	1.81%

## Question 6: If you drive to Mevagissey Surgery how easy is it to park?

*If you drive to Mevagissey Surgery how easy is it to park?*



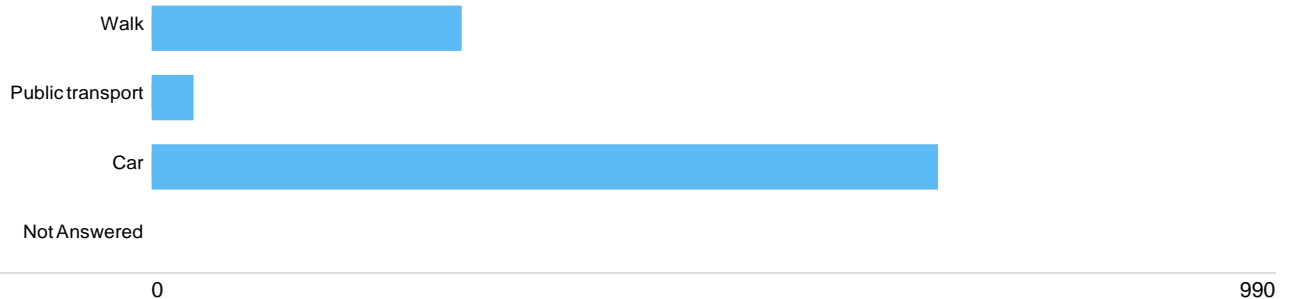
Option	Total	Percent
Very easy	630	31.67%
Quite easy	464	23.33%
Adequate	329	16.54%
Difficult	86	4.32%
Very difficult	16	0.80%
Not Answered	464	23.33%

*If parking is difficult or very difficult please tell us more:*

There were **277** responses to this part of the question.

## Question 7: How do you get to Gorran Haven Branch Surgery for an appointment?

*How do you get to Gorran Haven Branch Surgery for an appointment?*



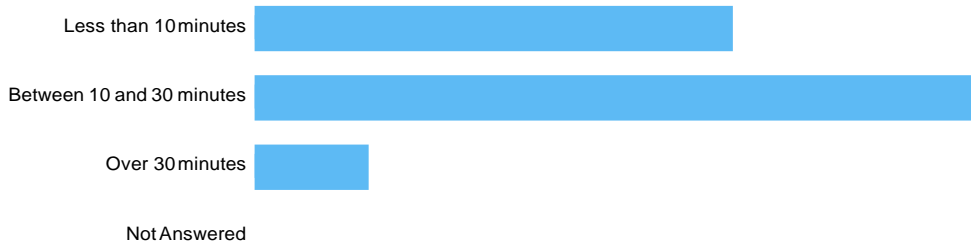
Option	Total	Percent
Walk	272	13.68%
Public transport	36	1.81%
Car	691	34.74%
Not Answered	990	49.77%

*Other (please specify):*

There were **222** responses to this part of the question.

## Question 8: How long does it take to get to Gorran Haven Branch Surgery?

*How long does it take to get to Gorran Haven Branch Surgery?*



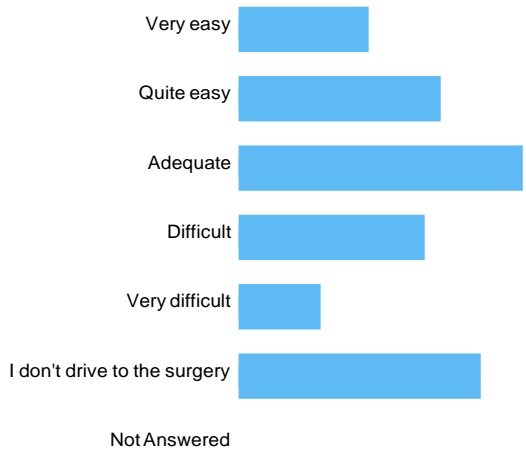
0

920

Option	Total	Percent
Less than 10 minutes	391	19.66%
Between 10 and 30 minutes	585	29.41%
Over 30 minutes	93	4.68%
Not Answered	920	46.25%

## Question 9: If you drive to Gorran Haven Surgery how easy is it to park?

*If you drive to Gorran Haven Surgery how easy is it to park?*



0

996


Option	Total	Percent
Very easy	115	5.78%
Quite easy	178	8.95%
Adequate	251	12.62%
Difficult	164	8.25%
Very difficult	71	3.57%
I don't drive to the surgery	214	10.76%
Not Answered	996	50.08%

***If parking is difficult or very difficult please tell us more:***

There were **203** responses to this part of the question.

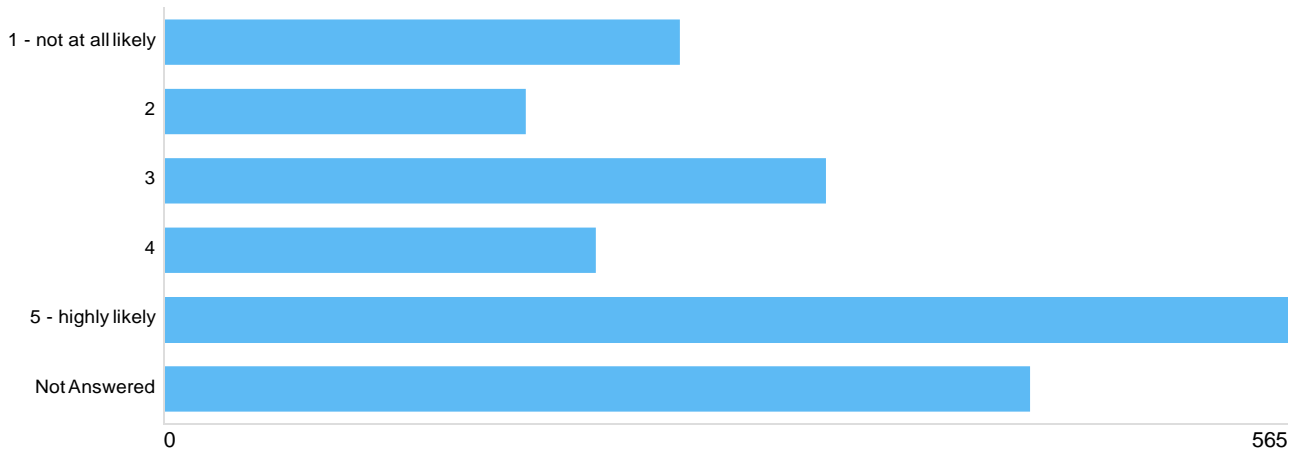
**Question 10: How likely are you to want an appointment at a GP surgery at the following times?**

*How likely are you to want an appointment at a GP surgery at the following times? - During normal surgery hours Monday to Friday.*




Option	Total	Percent
1 - not at all likely	41	2.06%
2	69	3.47%
3	234	11.76%
4	213	10.71%
5 - highly likely	1335	67.12%
Not Answered	97	4.88%

*How likely are you to want an appointment at a GP surgery at the following times? - Early morning Monday to Friday.*



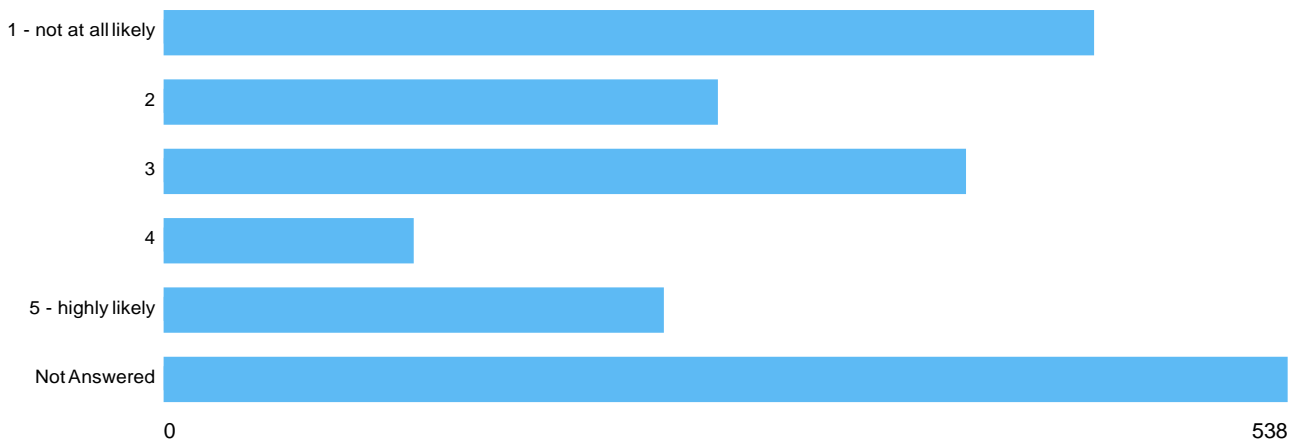
1 - not at all likely	259	13.02%
2	181	9.10%
3	332	16.69%
4	217	10.91%
5 - highly likely	565	28.41%
Not Answered	435	21.87%

**How likely are you to want an appointment at a GP surgery at the following times? - Evenings Monday to Friday.**



Option	Total	Percent
1 - not at all likely	303	15.23%
2	197	9.90%
3	311	15.64%
4	197	9.90%
5 - highly likely	505	25.39%
Not Answered	476	23.93%

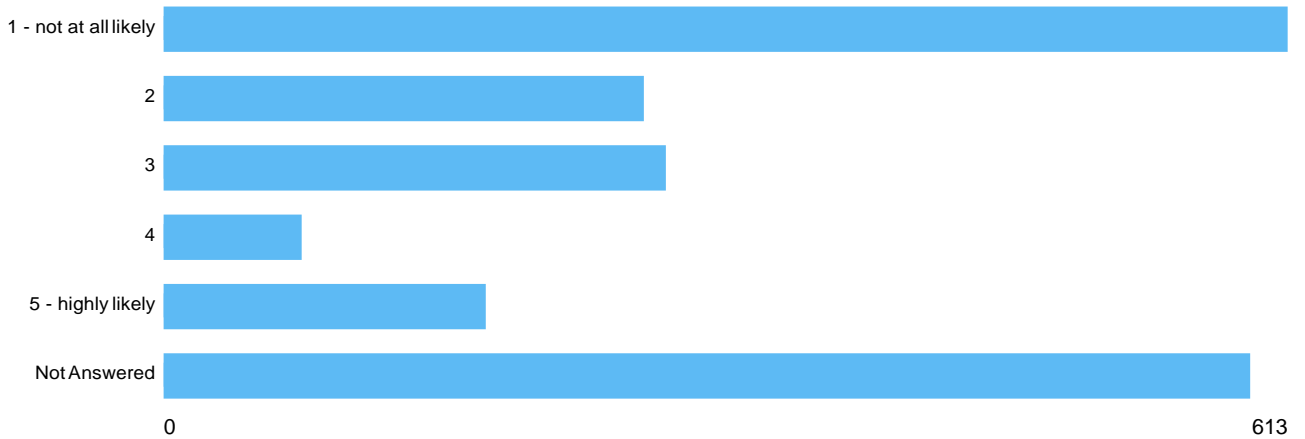
**How likely are you to want an appointment at a GP surgery at the following times? - Saturday.**





1 - not at all likely	445	22.37%
2	265	13.32%
3	383	19.26%
4	119	5.98%
5 - highly likely	239	12.02%
Not Answered	538	27.05%

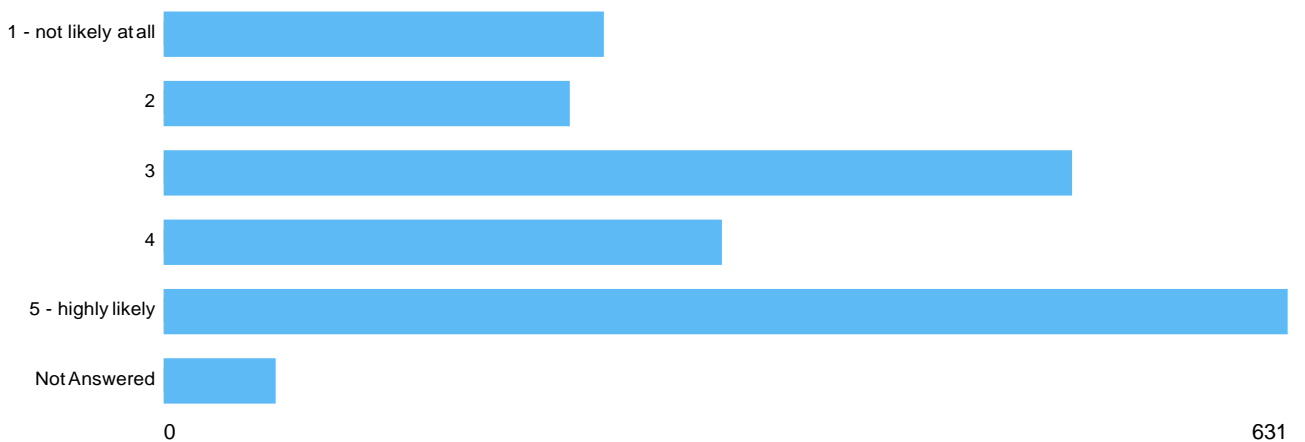
**How likely are you to want an appointment at a GP surgery at the following times? - Sunday.**



Option	Total	Percent
1 - not at all likely	613	30.82%
2	261	13.12%
3	273	13.73%
4	75	3.77%
5 - highly likely	175	8.80%
Not Answered	592	29.76%

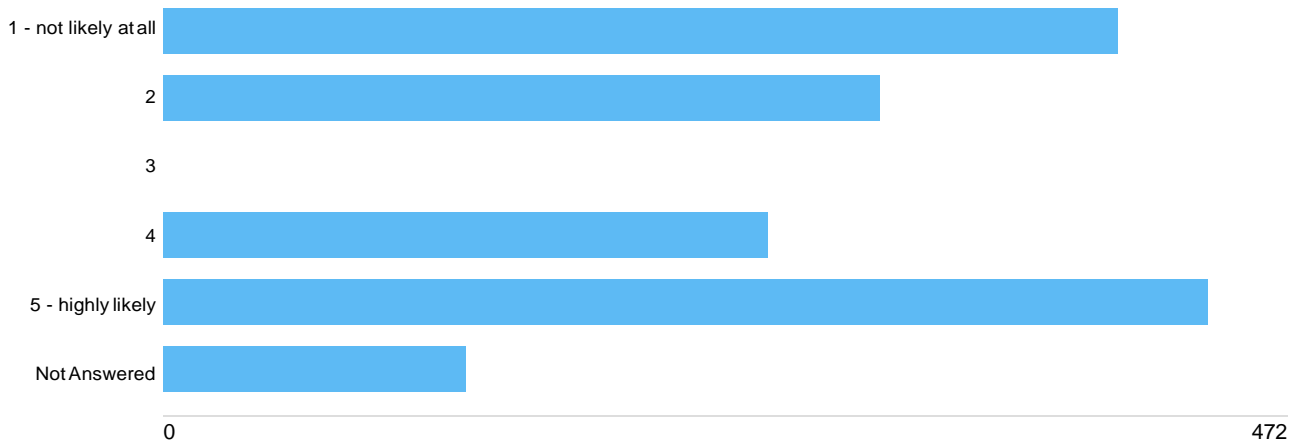
**Question 11: Not all patients need, or want to be seen by their GP in person. How likely would you be able to make use of each of the following options if they were available?**

**How likely would you be able to make use of each of the following options if they were available? - Telephone appointment with a GP.**



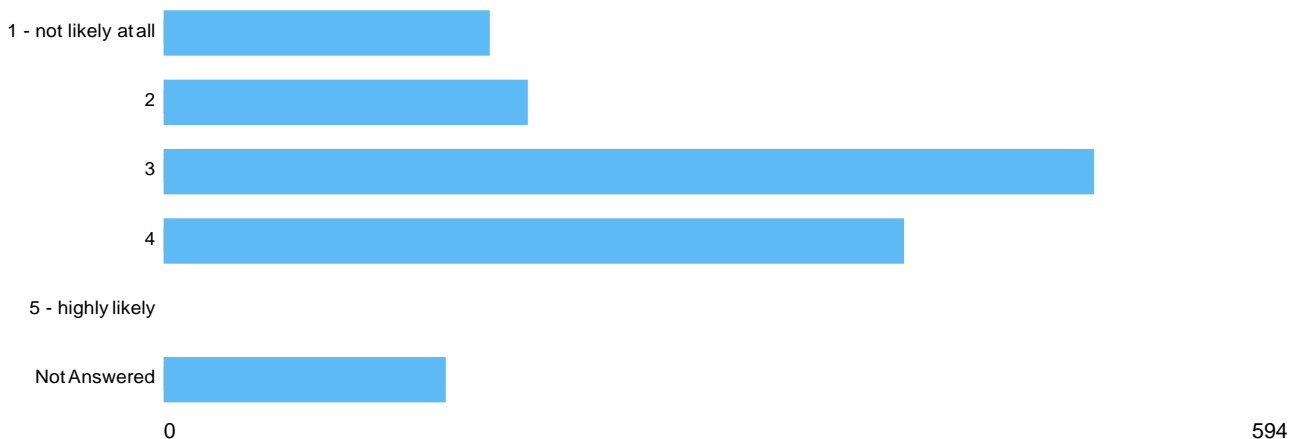
1 - not likely at all	247	12.42%
2	227	11.41%
3	509	25.59%
4	313	15.74%
5 - highly likely	631	31.72%
Not Answered	62	3.12%

**How likely would you be able to make use of each of the following options if they were available? - Telephone appointment with a nurse.**




Option	Total	Percent
1 - not likely at all	400	20.11%
2	300	15.08%
3	472	23.73%
4	253	12.72%
5 - highly likely	438	22.02%
Not Answered	126	6.33%

**How likely would you be able to make use of each of the following options if they were available? - More appointments with a practice nurse or with a nurse practitioner (whose skills mean they can see and treat patients independently).**



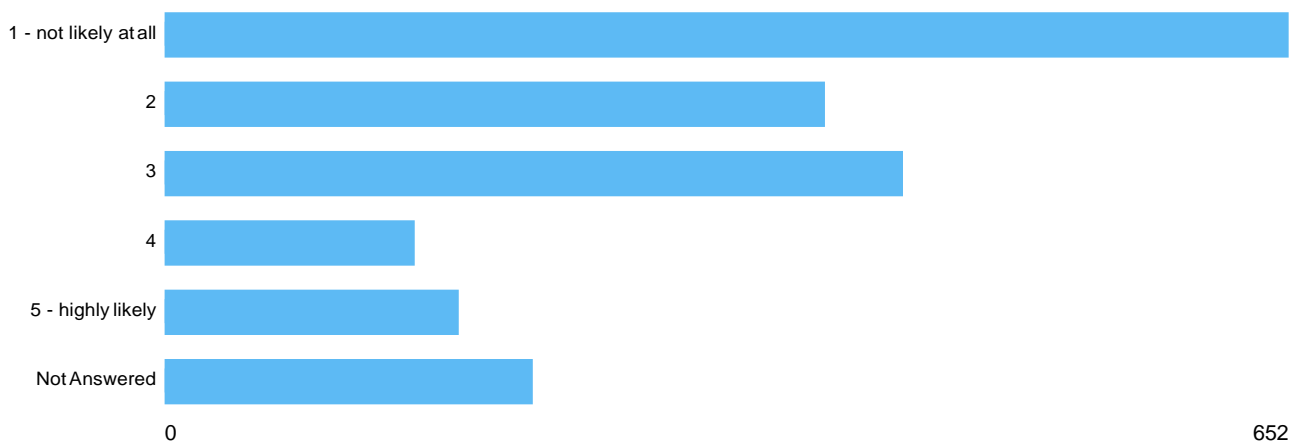
1 - not likely at all	172	8.65%
2	192	9.65%
3	491	24.69%
4	391	19.66%
5 - highly likely	594	29.86%
Not Answered	149	7.49%

**How likely would you be able to make use of each of the following options if they were available? - Skype (internet phone/video) consultation with a GP or Nurse.**



Option	Total	Percent
1 - not likely at all	1162	58.42%
2	202	10.16%
3	187	9.40%
4	101	5.08%
5 - highly likely	107	5.38%
Not Answered	230	11.56%

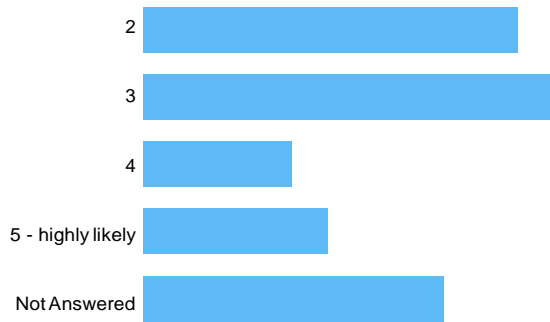
**How likely would you be able to make use of each of the following options if they were available? - Appointment with a Pharmacist.**



1 - not likely at all	652	32.78%
2	382	19.21%
3	427	21.47%
4	145	7.29%
5 - highly likely	170	8.55%
Not Answered	213	10.71%

**How likely would you be able to make use of each of the following options if they were available? - Appointment with another health professional, such as a health visitor.**

1 - not likely at all



0

881

Option	Total	Percent
1 - not likely at all	881	44.29%
2	293	14.73%
3	320	16.09%
4	116	5.83%
5 - highly likely	144	7.24%
Not Answered	235	11.81%

**How likely would you be able to make use of each of the following options if they were available? - Email consultation with GP or Nurse.**

1 - not likely at all




0

1042

1 - not likely at all	1042	52.39%
2	262	13.17%
3	223	11.21%
4	116	5.83%
5 - highly likely	127	6.39%
Not Answered	219	11.01%

**How likely would you be able to make use of each of the following options if they were available? - Other (please specify below).**



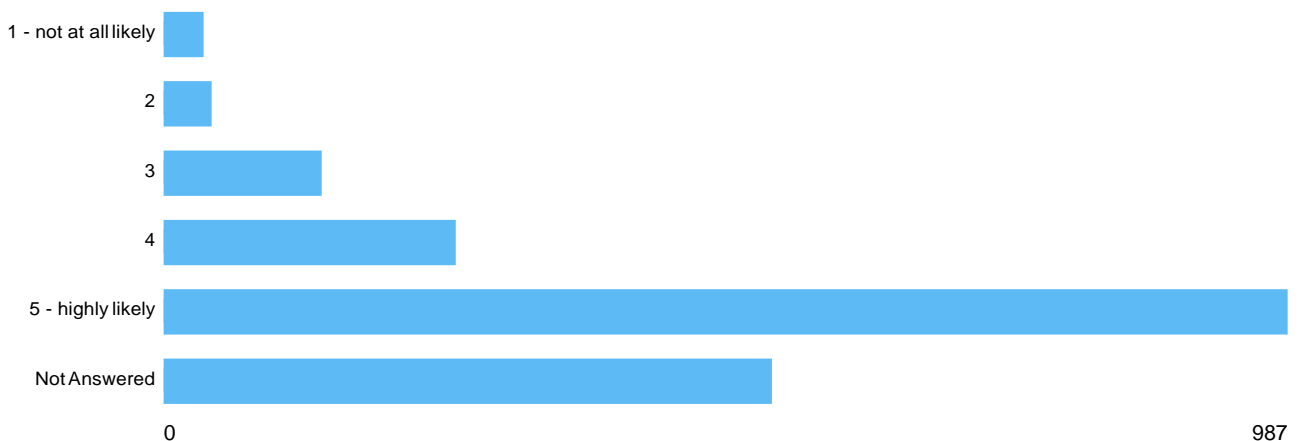
Option	Total	Percent
1 - not likely at all	311	15.64%
2	19	0.96%
3	47	2.36%
4	0	0%
5 - highly likely	29	1.46%
Not Answered	1583	79.59%

**Other:**

There were **97** responses to this part of the question.

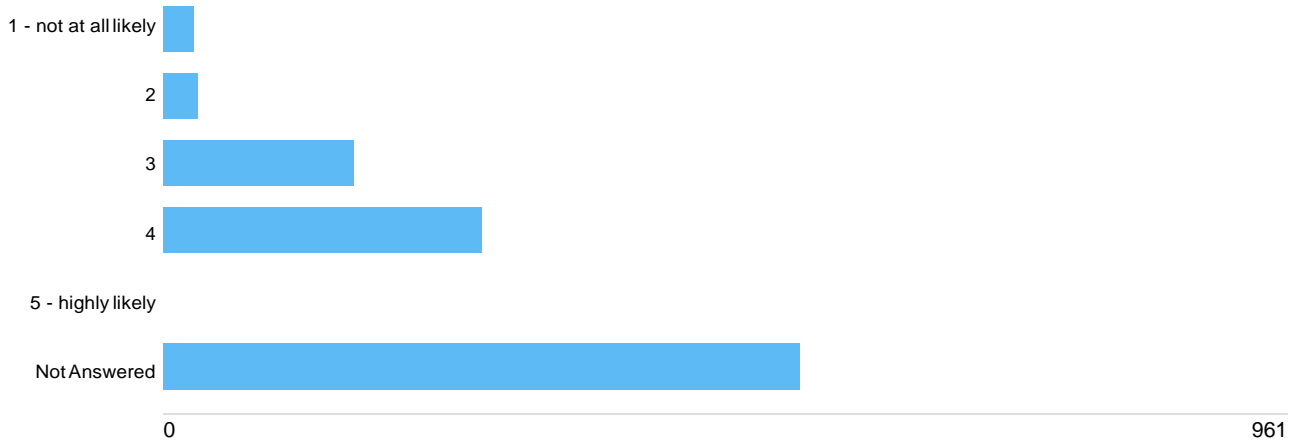
**Question 12: If you or a member of your family has complex or long-term health problems, what would help improve care?**

***If you or a member of your family has complex or long-term health problems, what would help improve care? - Being able to see a GP and team with a special interest in my condition.***



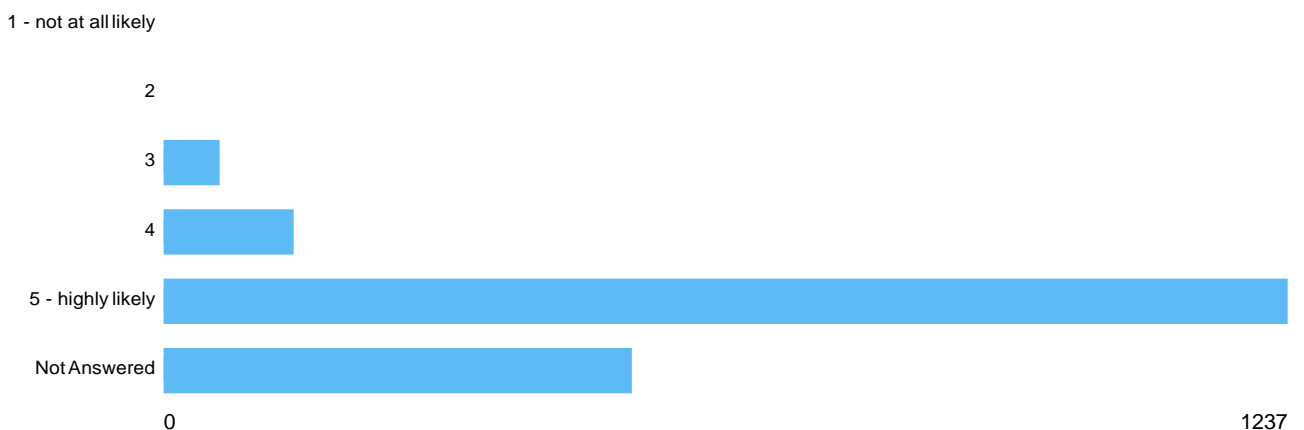
1 - not at all likely	34	1.71%
2	41	2.06%
3	138	6.94%
4	256	12.87%
5 - highly likely	987	49.62%
Not Answered	533	26.80%

**If you or a member of your family has complex or long-term health problems, what would help improve care? - Having regular reviews.**



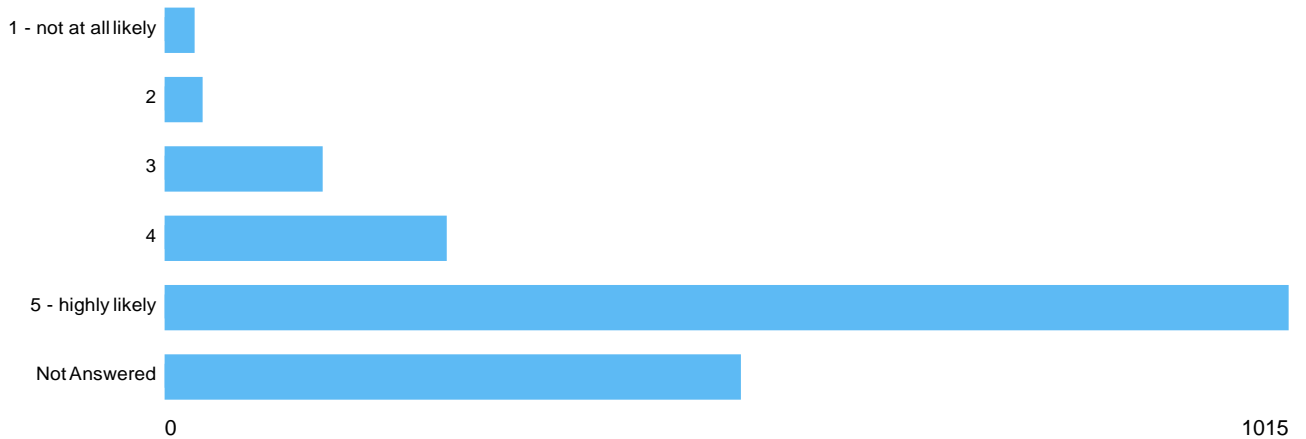
Option	Total	Percent
1 - not at all likely	25	1.26%
2	28	1.41%
3	161	8.09%
4	271	13.62%
5 - highly likely	961	48.32%
Not Answered	543	27.30%

**If you or a member of your family has complex or long-term health problems, what would help improve care? - Being able to get a quick appointment with my GP/Team when I know my health is deteriorating.**



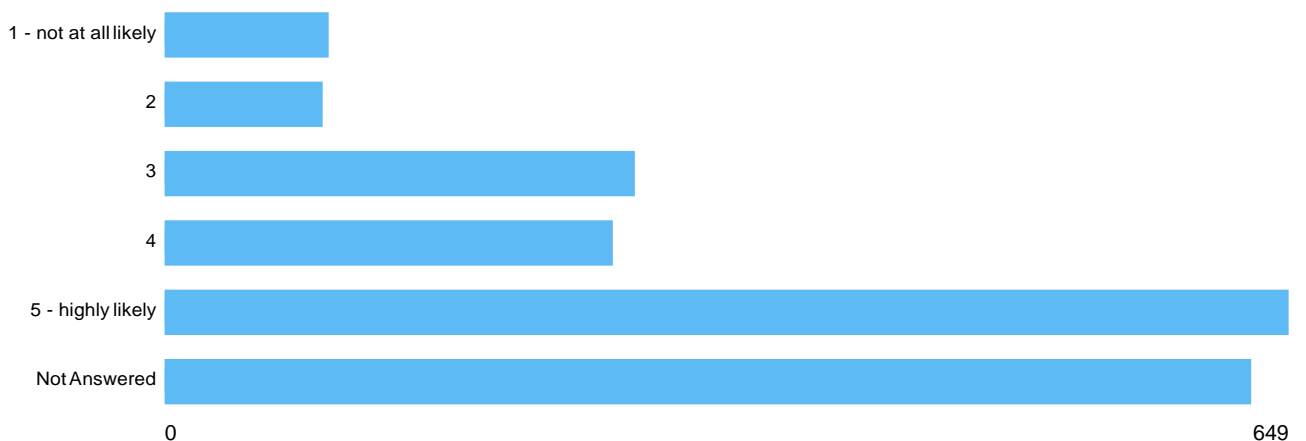
1 - not at all likely	16	0.80%
2	17	0.85%
3	61	3.07%
4	143	7.19%
5 - highly likely	1237	62.19%
Not Answered	515	25.89%

***If you or a member of your family has complex or long-term health problems, what would help improve care? - Seeing the same members of the GP team such as nurses.***



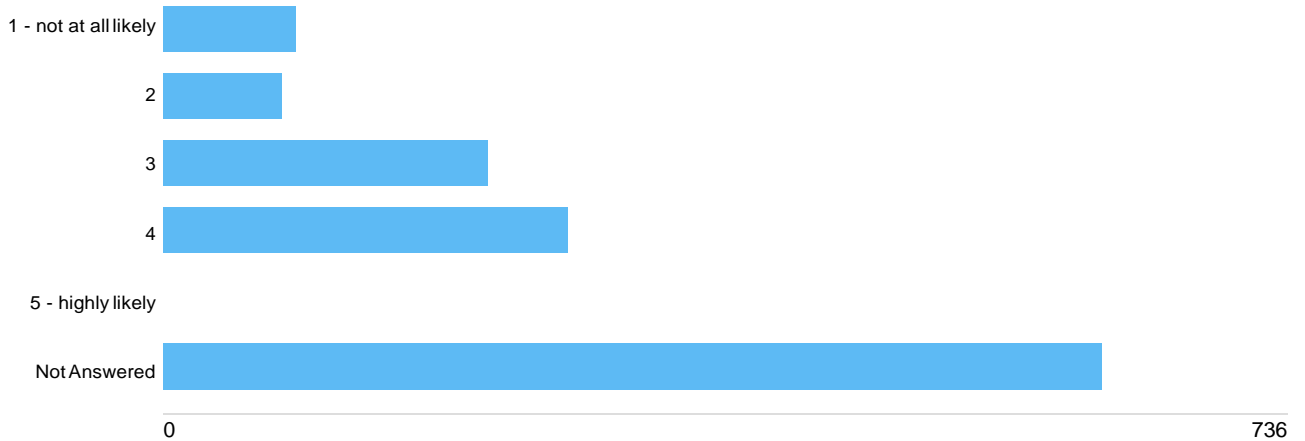
Option	Total	Percent
1 - not at all likely	27	1.36%
2	33	1.66%
3	142	7.14%
4	253	12.72%
5 - highly likely	1015	51.03%
Not Answered	519	26.09%

***If you or a member of your family has complex or long-term health problems, what would help improve care? - Having a written plan about my and my treatment.***



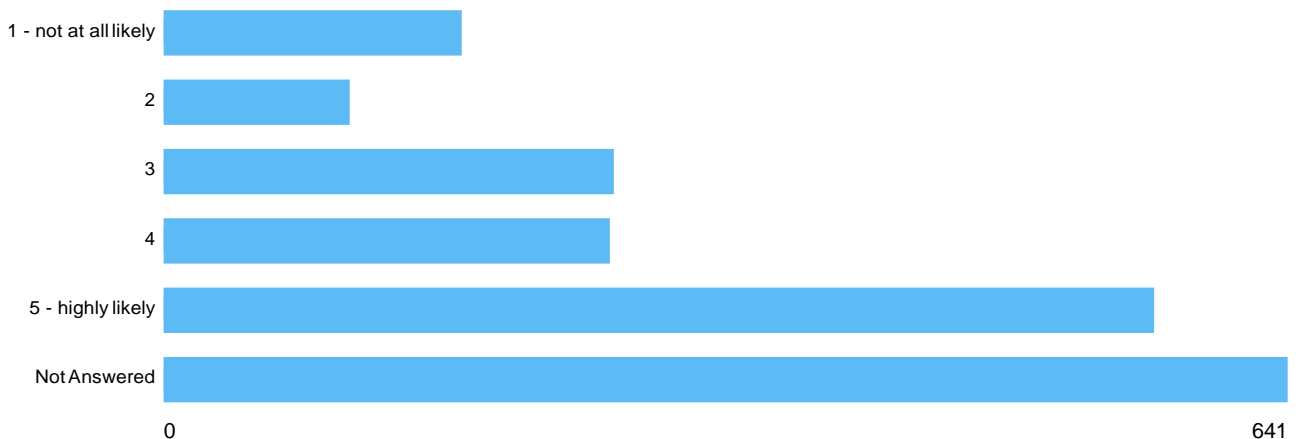
1 - not at all likely	94	4.73%
2	91	4.58%
3	271	13.62%
4	258	12.97%
5 - highly likely	649	32.63%
Not Answered	626	31.47%

***If you or a member of your family has complex or long-term health problems, what would help improve care? - Having better links with my consultant/the team at the hospital.***



Option	Total	Percent
1 - not at all likely	86	4.32%
2	77	3.87%
3	212	10.66%
4	264	13.27%
5 - highly likely	736	37.00%
Not Answered	614	30.87%

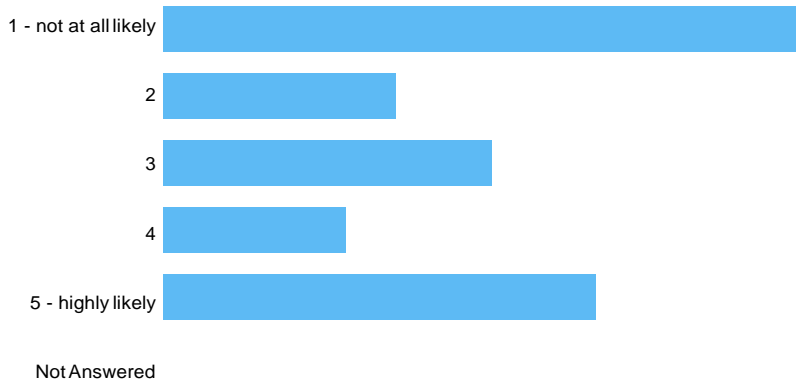
***If you or a member of your family has complex or long-term health problems, what would help improve care? - Having better links with the team providing community healthcare.***





1 - not at all likely	169	8.50%
2	105	5.28%
3	256	12.87%
4	254	12.77%
5 - highly likely	564	28.36%
Not Answered	641	32.23%

**If you or a member of your family has complex or long-term health problems, what would help improve care? - Having better links with social services.**



0 765

Option	Total	Percent
1 - not at all likely	429	21.57%
2	157	7.89%
3	222	11.16%
4	123	6.18%
5 - highly likely	293	14.73%
Not Answered	765	38.46%

**If you or a member of your family has complex or long-term health problems, what would help improve care?**

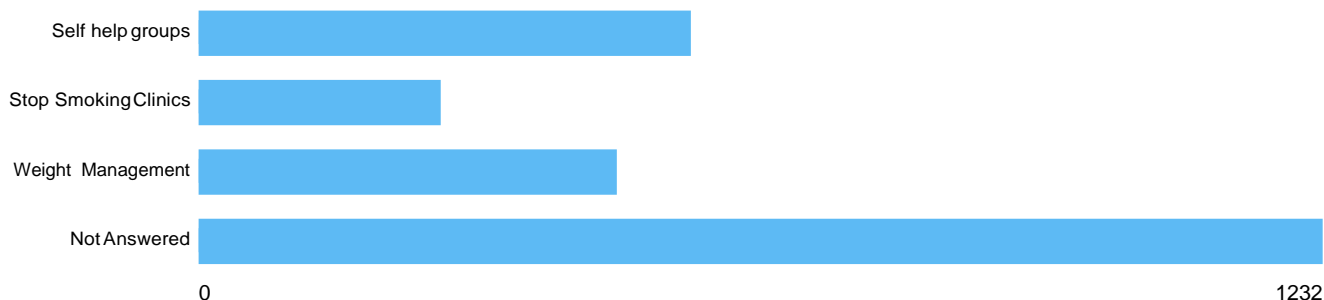


0 806

Option	Total	Percent
Not applicable to me/my family.	645	32.43%
This applies to me, but I am generally happy with how things are.	538	27.05%
Not Answered	806	40.52%

**Question 13: Looking to the future, what health services that are not currently available do you think should be provided locally?**

*Looking to the future, what health services that are not currently available do you think should be provided locally?*



Option	Total	Percent
Self help groups	538	27.05%
Stop Smoking Clinics	265	13.32%
Weight Management	456	22.93%
Not Answered	1232	61.94%

**Other (please specify):**

There were **241** responses to this part of the question.

**Question 14: Have you any other comments about Mevagissey Surgery or Gorran Haven Surgery?**

*Have you any other comments about Mevagissey Surgery or Gorran Haven Surgery?*

There were **1473** responses to this part of the question.


**Question 15: Have you any other comments about the current or potential future services?**

*Have you any other comments about the current or potential future services?*

There were **1094** responses to this part of the question.

## Question 16: Which age group do you belong to?

*Which age group do you belong to?*



Option	Total	Percent
Under 18	24	1.21%
18 - 24	25	1.26%
25 - 34	39	1.96%
35 - 44	79	3.97%
45 - 54	144	7.24%
55 - 64	263	13.22%
65 - 74	343	17.24%
75 or over	298	14.98%
Prefer not to say	5	0.25%
Not Answered	769	38.66%

## Question 17: What is your gender?

*What is your gender?*



Option	Total	Percent
Male	480	24.13%
Female	733	36.85%
Prefer not to say	5	0.25%
Not Answered	771	38.76%

## Question 18: Is your gender different to the one you were assigned at birth?

*Is your gender different to the one you were assigned at birth?*



Option	Total	Percent
Yes	31	1.56%
No	1085	54.55%
Prefer not to say	3	0.15%
Not Answered	870	43.74%

## Question 19: Marital status

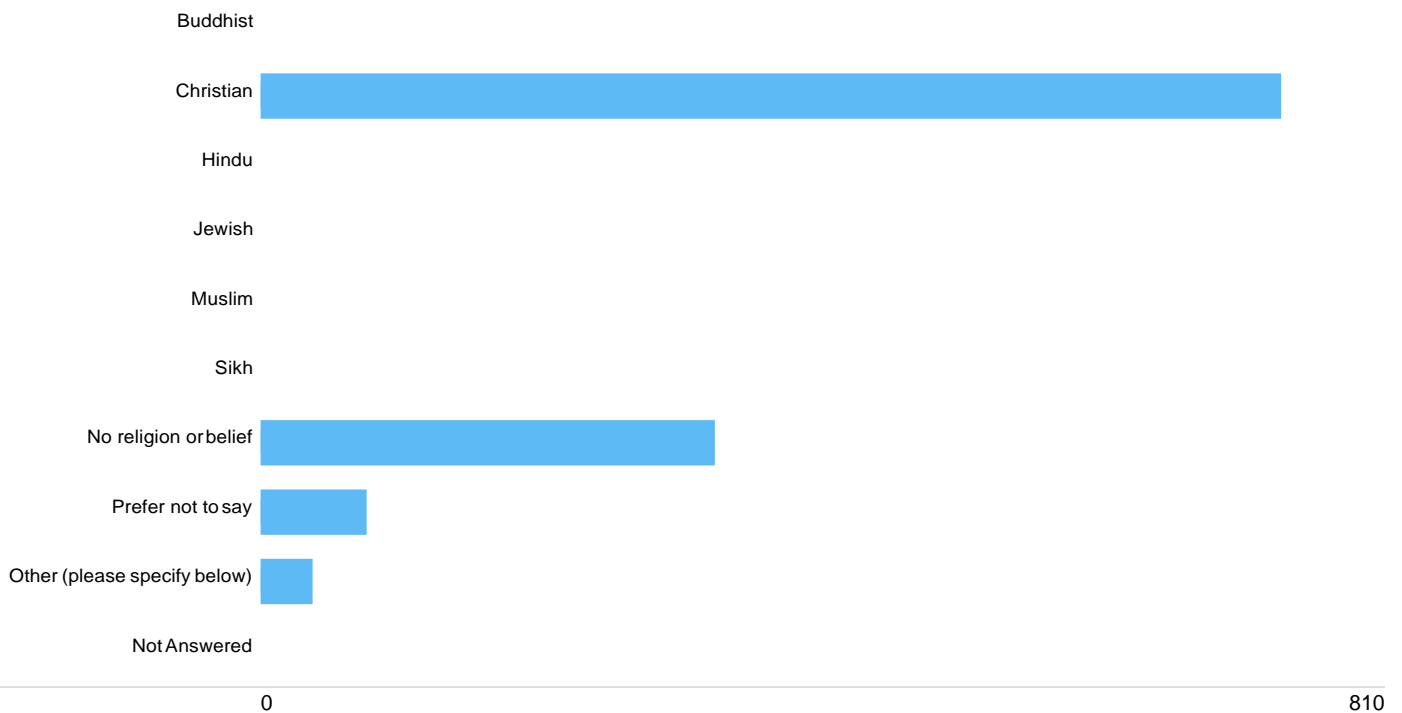
*Marital status*



Option	Total	Percent
Single	186	9.35%
Married	800	40.22%
Civil partnership	11	0.55%
Partner	92	4.63%
Widowed	120	6.03%
Not Answered	780	39.22%

## Question 20: Do you have a religion or belief?

*Do you have a religion or belief?*



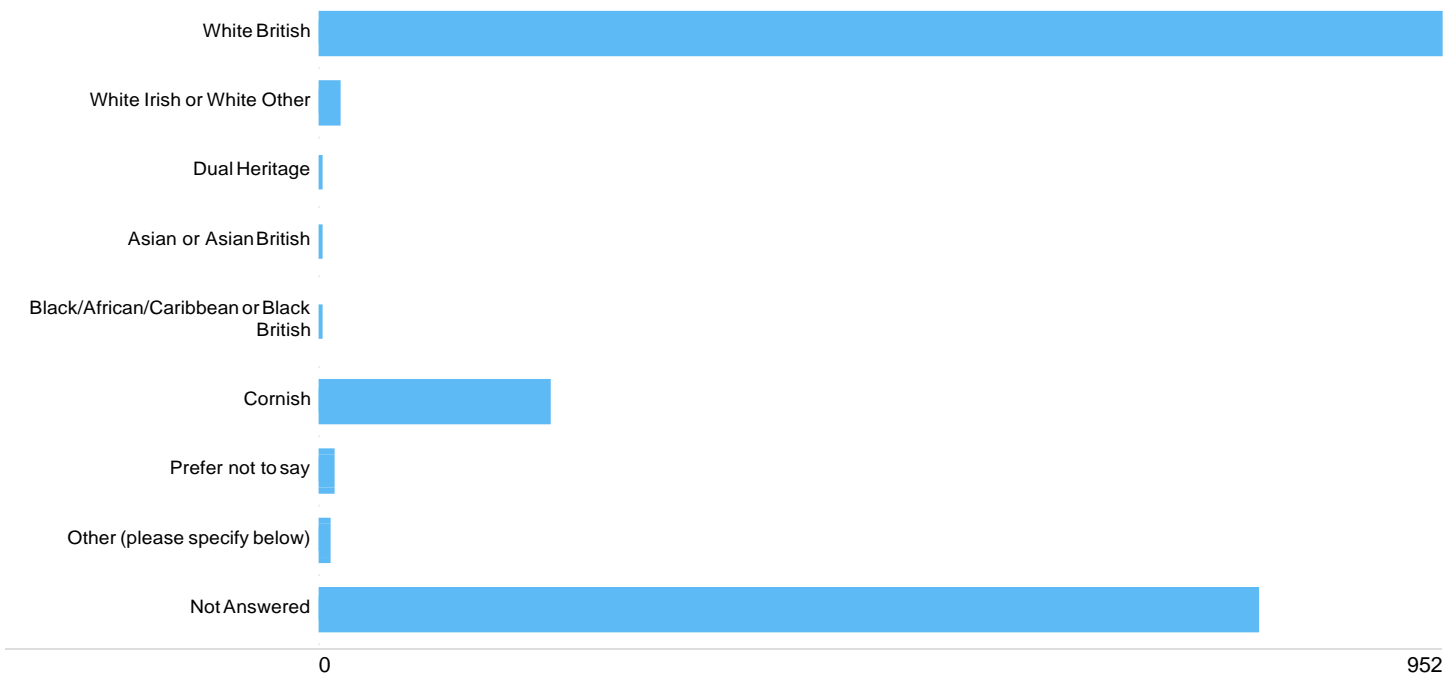
Option	Total	Percent
Buddhist	5	0.25%
Christian	734	36.90%
Hindu	0	0%
Jewish	1	0.05%
Muslim	0	0%
Sikh	0	0%
No religion or belief	326	16.39%
Prefer not to say	76	3.82%
Other (please specify below)	37	1.86%
Not Answered	810	40.72%

*If you selected 'Other', please specify.*

There were **50** responses to this part of the question.

## Question 21: Which ethnic group do you belong to?

*Which ethnic group do you belong to?*



Option	Total	Percent
White British	952	47.86%
White Irish or White Other	18	0.90%
Dual Heritage	2	0.10%
Asian or Asian British	3	0.15%
Black/African/Caribbean or Black British	1	0.05%
Cornish	195	9.80%
Prefer not to say	13	0.65%
Other (please specify below)	9	0.45%
Not Answered	796	40.02%

*If you selected 'Other', please specify.*

There were **22** responses to this part of the question.

## Question 22: Have you any children?

*If so, how many and what are their ages?*

There were **836** responses to this part of the question.

## Question 23: Do you consider yourself to be the main carer of someone who needs your help because of their old age or disability?

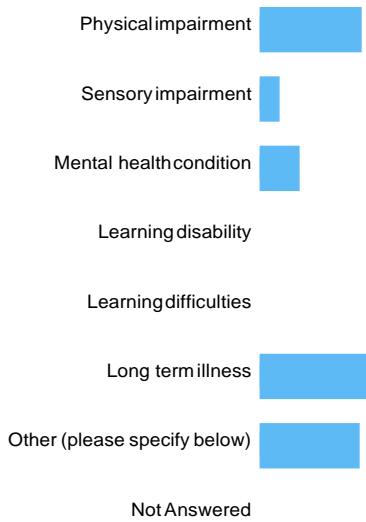
*Do you consider yourself to be the main carer of someone who needs your help because of their old age or disability?*



Option	Total	Percent
Yes	197	9.90%
No	934	46.96%
Not Answered	858	43.14%

**Question 24: Do you consider yourself to have a disability?**

*Do you consider yourself to have a disability?*



Option	Total	Percent
Physical impairment	135	6.79%
Sensory impairment	25	1.26%
Mental health condition	51	2.56%
Learning disability	5	0.25%
Learning difficulties	2	0.10%
Long term illness	150	7.54%
Other (please specify below)	131	6.59%
Not Answered	1490	74.91%

***If you selected 'Other', please specify.***

There were **254** responses to this part of the question.